

Colorado Allergy and Anaphylaxis Emergency Care Plan and Medication Orders

Student's Name: _____ D.O.B. _____ Grade: _____

School: _____ Teacher: _____

ALLERGY TO: _____

HISTORY: _____



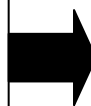
Asthma: YES (higher risk for severe reaction) NO

◇ STEP 1: TREATMENT ◇

Give epinephrine immediately if the allergen was definitely ingested, even if no symptoms

SEVERE SYMPTOMS: Any of the following:

- LUNG: Short of breath, wheeze, repetitive cough
- HEART: Pale, blue, faint, weak pulse, dizzy,
- THROAT: Tight, hoarse, trouble breathing/swallowing
- MOUTH: Significant swelling of the tongue and/or lips
- SKIN: Many hives over body, widespread redness
- GUT: Repetitive vomiting, severe diarrhea
- OTHER: Feeling something bad is about to happen, confusion



1. **INJECT EPINEPHRINE IMMEDIATELY**
 2. Call 911 and activate school emergency response team
 3. Call parent/guardian and school nurse
 4. Monitor student; keep them lying down
 5. Administer Inhaler (quick relief) if ordered
 6. Be prepared to administer 2nd dose of epinephrine if needed
- *Antihistamine & quick relief inhalers are not to be depended upon to treat a severe food related reaction . **USE EPINEPHRINE**

MILD SYMPTOMS ONLY:

- NOSE: Itchy, runny nose, sneezing
- SKIN: A few hives, mild itch
- GUT: Mild nausea/discomfort



1. Alert parent/guardian and school nurse
2. Antihistamines may be given if ordered by a healthcare provider,
3. Continue to observe student
4. If symptoms progress **USE EPINEPHRINE**
5. Follow directions in above box

DOSAGE: Epinephrine: inject intramuscularly using auto injector (check one): **0.3 mg** **0.15 mg**

If symptoms do not improve in _____ minutes, or if symptoms return, 2nd dose of epinephrine should be given, if available.

Antihistamine: (brand and dose) _____

Asthma Rescue Inhaler: (brand and dose) _____

Student has been instructed and is capable of carrying and self-administering own medication. Yes No

Provider (print) _____ Phone Number: _____

Provider's Signature: _____ Date: _____

If this condition warrants meal accommodations from food service, please complete the medical statement for dietary disability

◇ STEP 2: EMERGENCY CALLS ◇

1. If epinephrine given, **call 911**. State that an allergic reaction has been treated and additional epinephrine, oxygen, or other medications may be needed.
2. Parent: _____ Phone Number: _____
3. Emergency contacts: Name/Relationship Phone Number(s)
 - a. _____ 1) _____ 2) _____
 - b. _____ 1) _____ 2) _____

EVEN IF PARENT/GUARDIAN CANNOT BE REACHED; DO NOT HESITATE TO ADMINISTER EMERGENCY MEDICATIONS

I give permission for school personnel to share this information, follow this plan, administer medication and care for my child and, if necessary, contact our health care provider. I assume full responsibility for providing the school with prescribed medication and delivery/monitoring devices. I approve this Severe Allergy Care Plan for my child.

Parent/Guardian's Signature: _____ Date: _____

School Nurse: _____ Date: _____

To be completed by healthcare provider

Student Name: _____ DOB: _____

TRAINED/DELEGATED STAFF MEMBERS

- 1. _____ Room _____
- 2. _____ Room _____
- 3. _____ Room _____

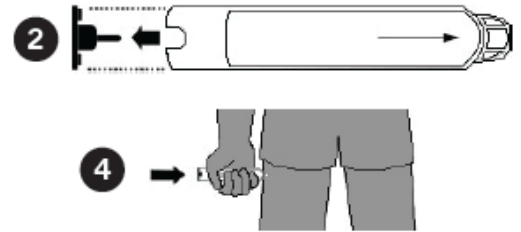
Self-carry contract on file. Yes No

Location of Medication: _____

EXPIRATION DATE OF EPINEPHRINE AUTO INJECTOR: _____

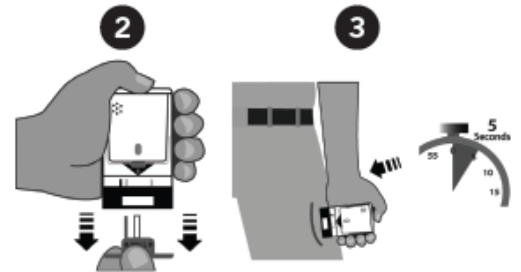
EPIPEN® (EPINEPHRINE) AUTO-INJECTOR DIRECTIONS

- 1. Remove the EpiPen Auto-Injector from the plastic carrying case.
- 2. Pull off the blue safety release cap.
- 3. Swing and firmly push orange tip against outer thigh.
- 4. Hold for approximately 10 seconds.
- 5. Remove and massage the area for 10 seconds.



AUVI-Q™ (EPINEPHRINE INJECTION, USP) DIRECTIONS

- 1. Remove the outer case of Auvi-Q. This will automatically activate the voice instructions.
- 2. Pull off red safety guard.
- 3. Place black end against outer thigh.
- 4. Press firmly and hold for 5 seconds.
- 5. Remove from thigh.



ADRENACLICK™/ADRENACLICK™ GENERIC DIRECTIONS

- 1. Remove the outer case.
- 2. Remove grey caps labeled "1" and "2".
- 3. Place red rounded tip against outer thigh.
- 4. Press down hard until needle penetrates.
- 5. Hold for 10 seconds. Remove from thigh.



NOTE: Consider lying on the back with legs elevated. Alternative positioning may be needed for vomiting (side lying, head to side) or difficulty breathing (sitting)

Additional information: _____

Medication Administration in School or Child Care

The parent/guardian of _____ ask that school/child care staff give the
(Child's name)
following medication _____ at _____
(Name of medicine and dosage) (Time(s))

to my child, according to the Health Care Provider's signed instructions on the lower part of this form.

The Program agrees to administer medication prescribed by a licensed health care provider.
It is the parent/guardian's responsibility to furnish the medication.

The parent agrees to pick up expired or unused medication within one week of notification by staff.

Prescription medications must come in a container labeled with: child's name, name of medicine, time medicine is to be given, dosage, and date medicine is to be stopped, and licensed health care provider's name. Pharmacy name and phone number must also be included on the label.

Over the counter medication must be labeled with child's name. Dosage must match the signed health care provider authorization, and medicine must be packaged in original container.

By signing this document, I give permission for my child's health care provider to share information about the administration of this medication with the nurse or school staff delegated to administer medication.

Parent/Legal Guardian's Name

Parent/Legal Guardian Signature

Date

Work Phone

Home Phone

Health Care Provider Authorization to Administer Medication in School or Child Care

Child's Name: _____

Birthdate: _____

Medication: _____

Dosage: _____ Route _____

To be given at the following time(s): _____

Special Instructions: _____

Purpose of medication: _____

Side effects that need to be reported: _____

Starting Date: _____

Ending Date: _____

Signature of Health Care Provider with Prescriptive Authority

License Number

Phone Number

Date

*Please ask the pharmacist for a separate medicine bottle to keep at school/child care.
Thank you!*

Medication Administration Log

School/Childcare Program _____

Child's Name: _____ Date of Birth: _____

Medication*: _____ Dosage: _____ Route: _____

Start Date for Medication: _____ End Date: _____

Special Instructions: _____

Name of Health Care Provider Prescribing Medication: _____ Phone: _____

Parent name: _____ Parent Work #: _____ Parent Home #: _____

	Week of:						Week of:				
	Mon Date	Tue Date	Wed Date	Thurs Date	Fri Date		Mon Date	Tue Date	Wed Date	Thu Date	Fri Date
A. M.											
P. M.											

Include Time Medication was Given and Initial If the child is absent, mark box with an "A" ; If the medication was not given, mark box "NG" . Document reason medication was not given in Comments.

***All controlled medications must be documented on a Controlled Substance Log**

Date & Comments:

Staff Signatures

Initials
